



# AGC

THE CONSTRUCTION  
ASSOCIATION

# Can't find It? Make It! Building PowerApps for your Business to Improve Process

Micah Gray, AIA, NCARB





**AGC**  
THE CONSTRUCTION  
ASSOCIATION

## Micah Gray, AIA, NCARB

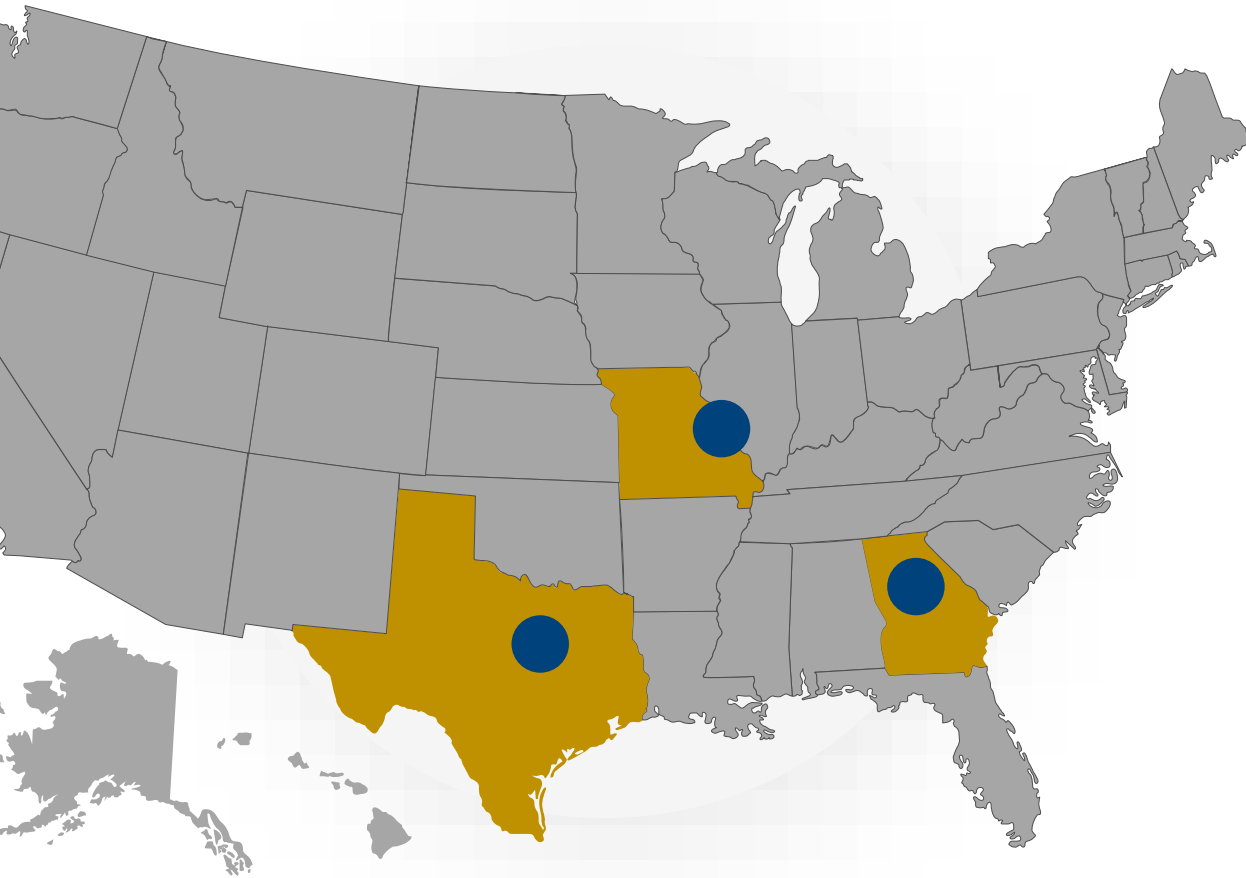
Micah is the Director of Technology and Innovation for KAI Design & Build. This multi-faceted role focusing on improving existing process and investigating new process and technologies.

He received his Bachelor of Architecture at Drury University and has worked in the Design and Construction industry for more than a decade.





**AGC**  
THE CONSTRUCTION  
ASSOCIATION



## Architecture

Designing a better tomorrow.



## Engineering

Provides comfort and efficiency to our built environment.



## Construction

Constructing projects that have a community impact.



## Construction Services

Providing services to keep cities functional.



# Start with Why

Building custom PowerApps offers many benefits, particularly when existing solutions on the web do not meet specific organizational needs. By developing tailored applications, organizations can ensure that the functionality and workflows are perfectly aligned with their processes, leading to increased efficiency and productivity. For instance, creating a pre-boarding app streamlines the process of hiring new employees by automating tasks and ensuring all necessary steps are completed in a timely manner. Similarly, an off-boarding app can manage the departure of employees, ensuring that all protocols are followed and company assets are returned. A referral app simplifies the process of referring potential employees, making it easier for current employees to contribute to the growth of the company. Additionally, creating an app to restrict Teams creation can help maintain order and prevent unnecessary proliferation of teams within your tenant. Finally, we will look at Project folder creation and having employees conform to a specific project number and name defined by your business.





**AGC**  
THE CONSTRUCTION  
ASSOCIATION

# Pitfall



When walking through the creation of these PowerApps, it's important to highlight the common pitfalls one might encounter. These could include issues with data integration, user interface design challenges, or difficulties in implementing business logic. Sharing these experiences provides valuable insights into the development process and helps others avoid similar obstacles. Finally, weighing the pros and cons of building custom PowerApps is crucial. On the positive side, custom apps can offer precise solutions, better integration with existing systems, and potentially lower long-term costs. However, they also require a significant investment of time and resources to create and maintain. Potential issues to watch out for include the need for ongoing support, updates, and the possibility of over-customization leading to complex maintenance. This presentation will delve into these aspects and will offer practical advice, drawn from real-world experience, to help others in creating their own solutions effectively.



**AGC**  
THE CONSTRUCTION  
ASSOCIATION



# Copilot

I am speaking at a conference. Give me a course summary where I will discuss the pros and cons of PowerApps.

I will discuss a Preboarding application, Offboarding Application, an Employee Referral application, an application to restrict Teams creation, and Folder Creation on a server.





**AGC**  
THE CONSTRUCTION  
ASSOCIATION

## #01 THE INTRO

PowerApps / Power Automate  
Licensing

## #02 EXAMPLES

Company Directory    Project Creation  
Preboarding App    Employee Referral  
Offboarding App

## BEST #03 PRACTICES

Follow These  
Move Forward

## #04 PROS / CONS

Plus  
Minus













**AGC**  
THE CONSTRUCTION  
ASSOCIATION

**SOFT.  
WARE.**

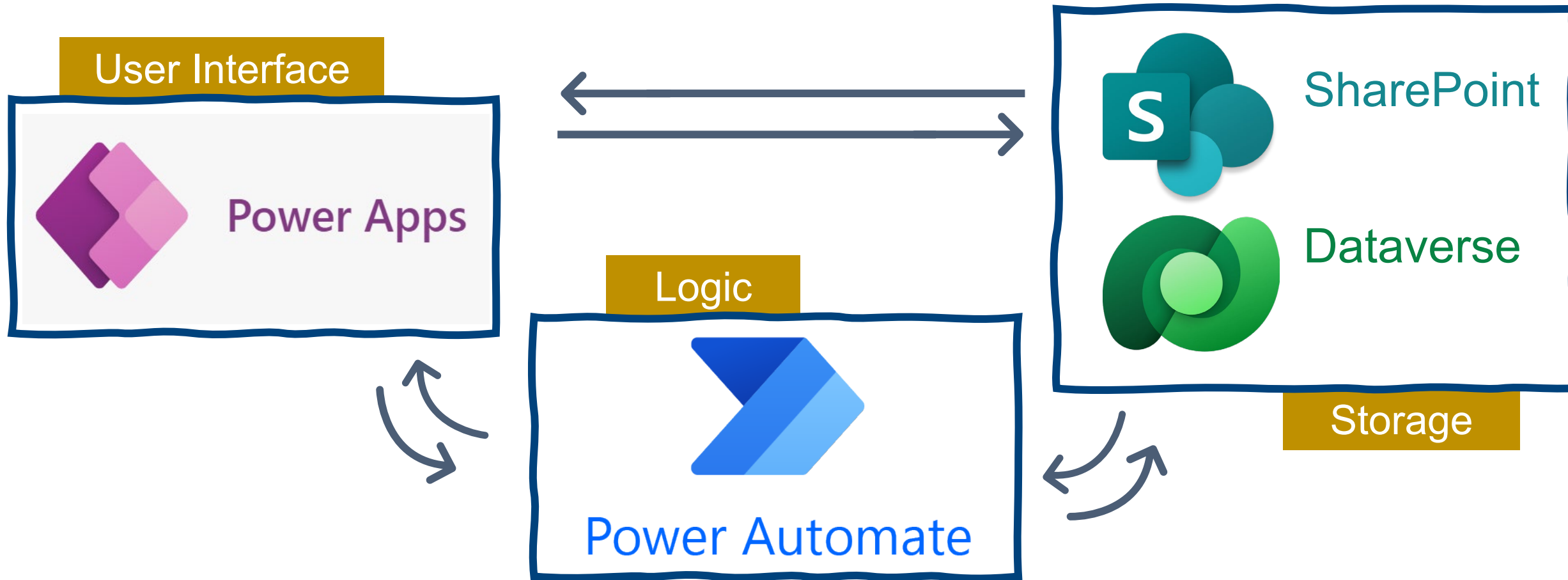
**POWER APPS  
POWER AUTOMATE**

**What is the Power Platform?**





**AGC**  
THE CONSTRUCTION  
ASSOCIATION



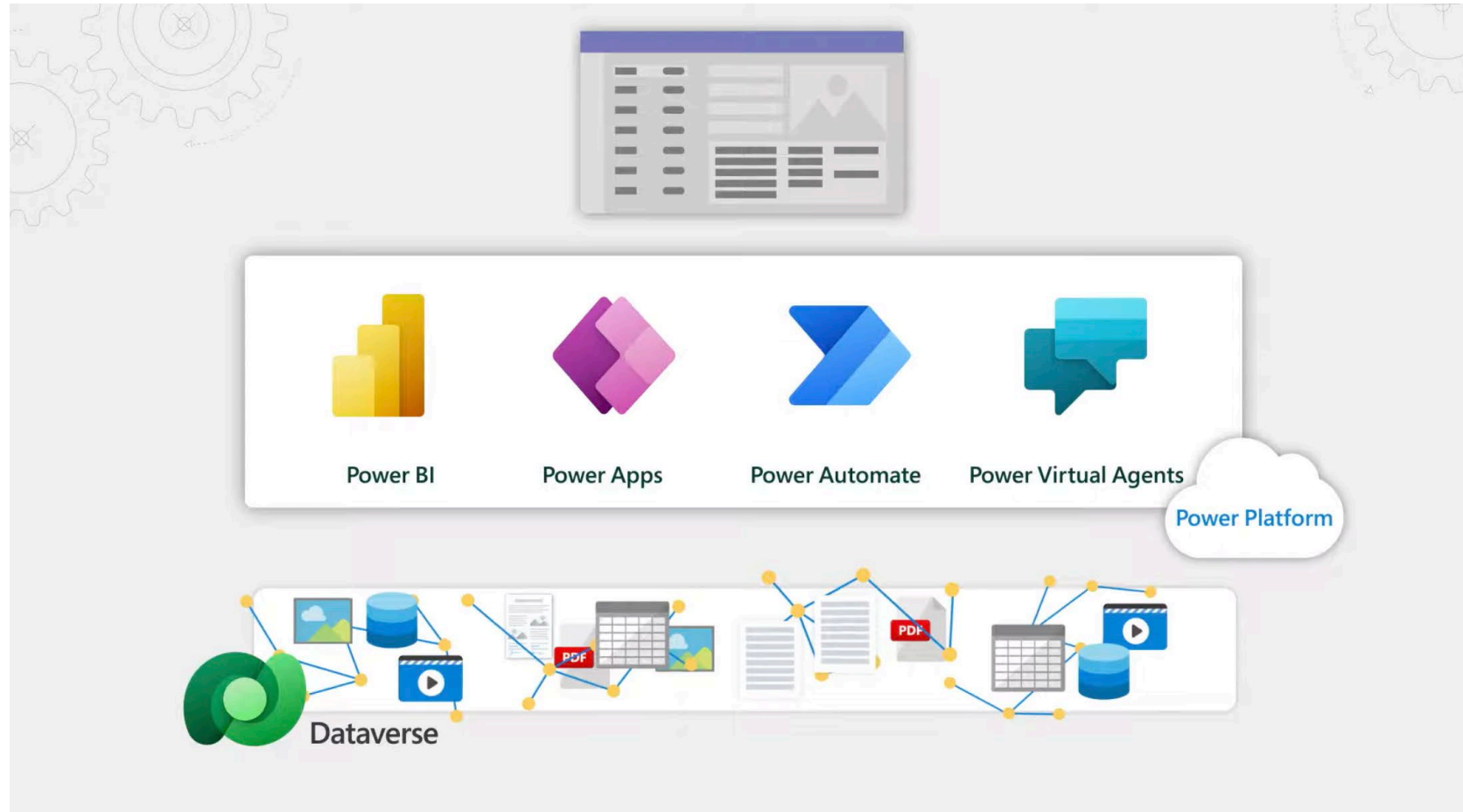


**AGC**  
THE CONSTRUCTION  
ASSOCIATION

## User Interface



Power Apps







**AGC**  
THE CONSTRUCTION  
ASSOCIATION

## User Interface



**Power Apps**



**Power BI**  
Business analytics



**Power Apps**  
Application development



**Power Automate**  
Process automation



**Power Virtual Agent**  
Intelligent virtual agents



**Data connectors**



**AI Builder**



**Dataverse**



**AGC**  
THE CONSTRUCTION  
ASSOCIATION

## User Interface



Power Apps

### Choose your free trial



**Try Power BI for free within Microsoft Fabric—sign up for a 60-day free Fabric trial.**

Drive better decisions by turning your data into visual insights.

- Create rich, interactive reports with visual analytics at your fingertips.
- Access insights while working within popular apps such as Microsoft Teams.
- Take advantage of free online learning resources and tutorials.

[Get Started](#)



**Sign up for a free developer account—with no time limits.**

Efficiently build and test unlimited apps with an AI coding assistant and other intuitive tools.

- Create apps and flows for any device in minutes using low-code tools.
- Connect to any data source using prebuilt connectors—or create your own.
- Store and manage data securely with Microsoft Dataverse.

[Get Started](#)



**Get a 90-day free Power Automate trial.**

Boost productivity by automating repetitive tasks using intelligent, low-code automation.

- Automate processes using drag-and-drop and other low-code tools.
- Record, analyze, and visualize end-to-end processes within your organization.
- Embed language models into your flows to generate, summarize, and answer text.
- Build unique scenarios with advanced low-code AI.

[Get Started](#)



**Get a 30-day free Power Pages trial.**

Get to market fast with secure, low-code business websites for desktop or mobile—no coding required.

- Start quickly with professionally designed and customizable templates.
- Create a branded site with custom colors, fonts, and logos.
- Create sections and add components such as images, videos, and forms.
- Easily connect forms and data grids to your Microsoft Dataverse.

[Get Started](#)





**AGC**  
THE CONSTRUCTION  
ASSOCIATION

## User Interface



Power Apps

PRICING

## Power Apps pricing

[See pricing details](#)

### Developer plan

Build and test unlimited apps across three environments to experiment before moving to production.

**Free**

[Try for free](#)

### Power Apps Premium

Enables licensed users to build, modernize, deploy, and run unlimited applications.

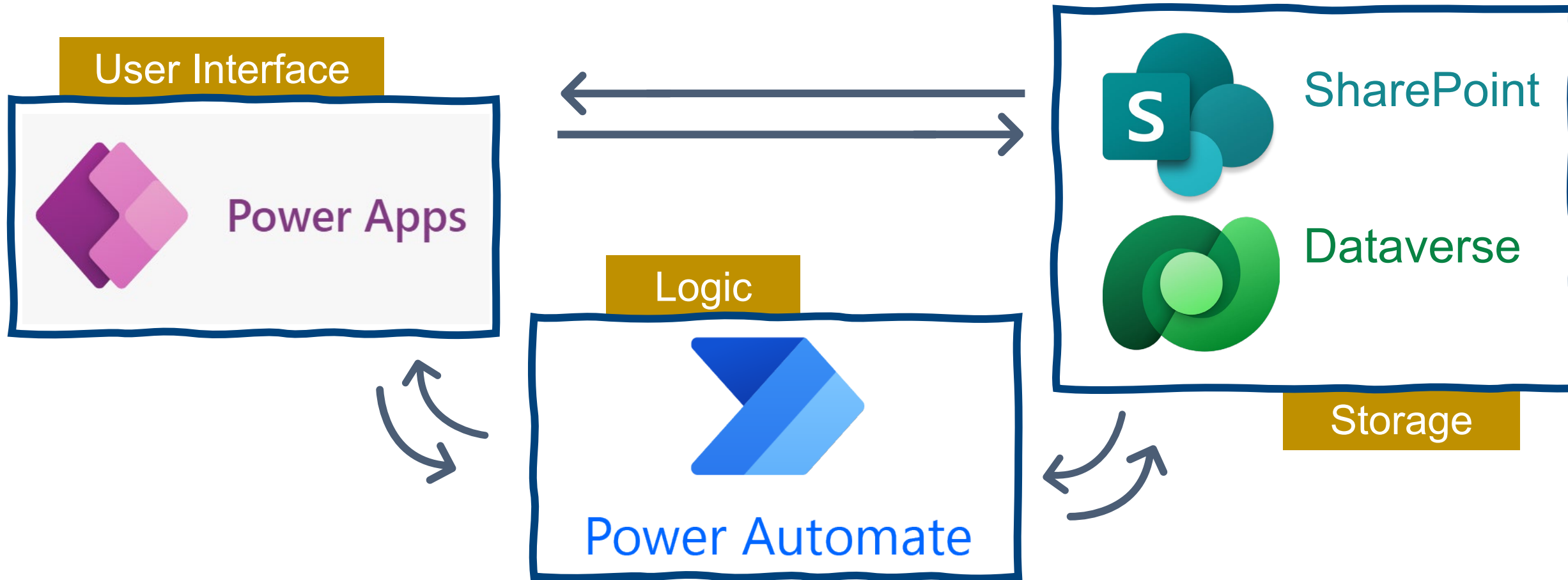
**\$20.00**

user/month

[Buy now](#)



**AGC**  
THE CONSTRUCTION  
ASSOCIATION







**AGC**  
THE CONSTRUCTION  
ASSOCIATION

Logic

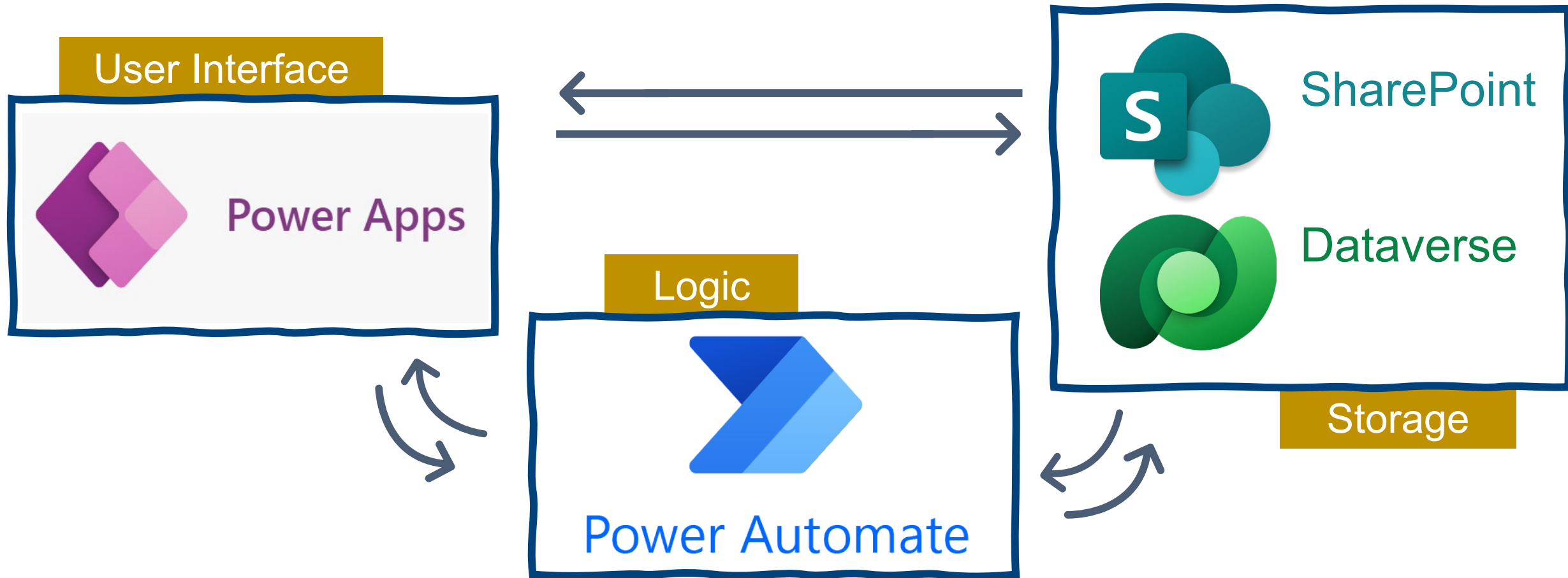


Power Automate





**AGC**  
THE CONSTRUCTION  
ASSOCIATION








**AGC**  
THE CONSTRUCTION  
ASSOCIATION

## Storage



SharePoint



Dataverse

NodeID,"ObjectSubType","IP_Address","IP_Address_Type","DynamicIP","UnManaged","UnManageFrom","UnManageUntil"																
A	B	C	D	E	F	G	H	I	J	K	L	M	N	O	P	
1	NodeID,"ObjectSubType","IP_Address","IP_Address_Type","DynamicIP","UnManaged","UnManageFrom","UnManageUntil","Caption","DNS","Community","RWC															
2	1,"Agent","10.203.69.30","IPv4","False","False","12/30/1899 12:00:00 AM","12/30/1899 12:00:00 AM","sup-man-dmed-01","sup-man-dmed-01.swdev.local","",",",",															
3	2,"SNMP","10.199.6.52","IPv4","False","False","12/30/1899 12:00:00 AM","12/30/1899 12:00:00 AM","LAB-IBM-DIRECT","LAB-IBM-DIRECT","public","",",LAB-IBM-DIR															
4	3,"SNMP","10.199.6.56","IPv4","False","False","12/30/1899 12:00:00 AM","12/30/1899 12:00:00 AM","lab-oncmd-core","LAB-ONCMD-CORE","public","",",lab-oncmd															
5	4,"SNMP","10.199.6.79","IPv4","False","False","12/30/1899 12:00:00 AM","12/30/1899 12:00:00 AM","LAB-ORACLEFORM","LAB-ORACLEFORM","public","",",LAB-OR															
6	5,"SNMP","10.199.6.89","IPv4","False","False","12/30/1899 12:00:00 AM","12/30/1899 12:00:00 AM","se-nable-prbe","SE-NABLE-PRBE","public","",",se-nable-prbe"															
7	6,"SNMP","10.199.6.99","IPv4","False","False","12/30/1899 12:00:00 AM","12/30/1899 12:00:00 AM","lab-unidata","LAB-UNIDATA","public","",",lab-unidata","Wind															
8	7,"SNMP","10.199.6.104","IPv4","False","False","12/30/1899 12:00:00 AM","12/30/1899 12:00:00 AM","kkat-bakupsvr.esntslslab.local","KKAT-BAKUPSVR","public","",															
9	8,"SNMP","10.199.6.105","IPv4","False","False","12/30/1899 12:00:00 AM","12/30/1899 12:00:00 AM","qa-nable-at-03","QA-NABLE-AT-03","public","",",qa-nable-at															
10	9,"SNMP","10.199.6.108","IPv4","False","False","12/30/1899 12:00:00 AM","12/30/1899 12:00:00 AM","QA-NABLE-AT-06","QA-NABLE-AT-06","public","",",QA-NABLE															
11	10,"SNMP","10.199.6.123","IPv4","False","False","12/30/1899 12:00:00 AM","12/30/1899 12:00:00 AM","stp-2k8-fchba","STP-2K8-FCHBA","public","",",stp-2k8-fchba															
12	11,"SNMP","10.199.6.124","IPv4","False","False","12/30/1899 12:00:00 AM","12/30/1899 12:00:00 AM","lab-clussql-01.lab.tex","LAB-CLUSSQL-01","public","",",lab-c															
13	12,"SNMP","10.199.6.125","IPv4","False","False","12/30/1899 12:00:00 AM","12/30/1899 12:00:00 AM","lab-clussql-02.lab.tex","LAB-CLUSSQL-02","public","",",lab-c															
14	13,"SNMP","10.199.6.135","IPv4","False","False","12/30/1899 12:00:00 AM","12/30/1899 12:00:00 AM","lab-bes12.lab.tex","LAB-BES12","public","",",lab-bes12.lab.t															
15	14,"SNMP","10.199.6.146","IPv4","False","False","12/30/1899 12:00:00 AM","12/30/1899 12:00:00 AM","LAB-ARCSERVE12","LAB-ARCSERVE12","public","",",LAB-ARC															
16	15,"SNMP","10.199.6.156","IPv4","False","False","12/30/1899 12:00:00 AM","12/30/1899 12:00:00 AM","LAB-JBOSS4","LAB-JBOSS4","public","",",LAB-JBOSS4","Winc															
17	16,"SNMP","10.199.6.164","IPv4","False","False","12/30/1899 12:00:00 AM","12/30/1899 12:00:00 AM","lab-nable-sql.sc.lab","LAB-NABLE-SQL","public","",",lab-nab															
18	17,"WMI","10.199.6.91","IPv4","False","False","12/30/1899 12:00:00 AM","12/30/1899 12:00:00 AM","QA-AUS-KKAT-01","QA-AUS-KKAT-01","",",",",qa-aus-kkat-01","															
19	18,"WMI","10.199.6.94","IPv4","False","False","12/30/1899 12:00:00 AM","12/30/1899 12:00:00 AM","LAB-BIZTALK2013","LAB-BIZTALK2013","",",",",lab-biztalk2013","															
20	19,"WMI","10.199.6.122","IPv4","False","False","12/30/1899 12:00:00 AM","12/30/1899 12:00:00 AM","QA-NABLE-AT-02","QA-NABLE-AT-02","",",",",qa-nable-at-02","															
21	20,"WMI","10.199.6.60","IPv4","False","False","12/30/1899 12:00:00 AM","12/30/1899 12:00:00 AM","LAB-2012R2-HBA","LAB-2012R2-HBA","",",",",lab-2012r2-hba","															
22	21,"WMI","10.199.6.75","IPv4","False","False","12/30/1899 12:00:00 AM","12/30/1899 12:00:00 AM","LAB-FBCH-ISCSI","LAB-FBCH-ISCSI","",",",",lab-fbch-iscsi","Wini															
23	22,"WMI","10.199.6.84","IPv4","False","False","12/30/1899 12:00:00 AM","12/30/1899 12:00:00 AM","LAB-NABLE-SVR03","LAB-NABLE-SVR03","",",",",lab-nable-svr03"															






**AGC**  
THE CONSTRUCTION  
ASSOCIATION

## Storage



SharePoint



Dataaverse

Contoso Electronics | SharePoint | Search this site

CM Contoso Marketing  
Public group | Following | 1404 members

Home | Conversations | Documents | **Event itinerary** | Notebook | Pages | Site Contents | Recycle bin | Edit

+ New | Edit in Grid | Export to Excel | PowerApps | Automate | All launches

Event itinerary

Session name	Session code	Session type	Description	Speakers	Start time	End time
Breakfast meet & greet	ML001	Meal	Breakfast for all atten...		6/1/2020 09:00AM	6/1/2020 0
Welcome & Introduction	KN321	Keynote	Introduction session ...		6/1/2020 09:30AM	6/1/2020 1
Icebreaker Sessions 1 - 4	BR739	Breakout	Attendees divide into...		6/1/2020 10:00AM	6/1/2020 1
Coffee/Tea/Rest break	ML002	Meal	Transition		6/1/2020 10:30AM	6/1/2020 1
Become a Person of Influence	WS026	Workshop	Explore ways to influe...		6/1/2020 10:45AM	6/1/2020 1
What should you build next?	TK961	Talk	How can you get over...		6/1/2020 11:30AM	6/1/2020 1
Lunch	ML003	Meal	Enjoy lunch catered b...		6/1/2020 12:30PM	6/1/2020 1
The evolution of emoji usag...	TK173	Talk	What role do emojis ...		6/1/2020 1:30PM	6/1/2020 2
TikTok 101: Brands and Influe...	PL840	Panel	Learn about creating ...		6/1/2020 2:30PM	6/1/2020 3
Coffee/Tea/Rest break	ML004	Meal	Transition		6/1/2020 3:00PM	6/1/2020 3





**AGC**  
THE CONSTRUCTION  
ASSOCIATION

## Storage



SharePoint



Dataverse

Power Apps

Environment

+ New table | Get data | Export data | Export to data lake | Analyze in Power BI | AI Builder | Default | Search

Tables

Table ↑	Name ↓	Type ↓	Customiza... ↓	Tags ↓
Account	account	Standard	✓	Master
Activity	activitypointer	Custom	✓	Standard
Address	customeraddress	Standard	✓	Standard
Appointment	appointment	Standard	✓	Productivity
Attachment	activitimimeattachment	Standard	✓	Productivity
Business Unit	businessunit	Standard	✓	Standard
Contact	contact	Standard	✓	Master
Currency	transactioncurrency	Standard	✓	Standard
Email	email	Standard	✓	Productivity
Email Template	template	Standard	✓	Standard
Employee	cr529_employee	Custom	✓	Custom
Fax	fax	Standard	✓	Productivity
Feedback	feedback	Standard	✓	KB
Letter	letter	Standard	✓	Productivity
Mailbox	mailbox	Standard	✓	Configuration
Organization	organization	Custom	✓	System
Phone Call	phonecall	Standard	✓	Standard





**AGC**  
THE CONSTRUCTION  
ASSOCIATION

**WOAH**





**AGC**  
THE CONSTRUCTION  
ASSOCIATION

**EXAM.  
PLES.**

## **POWER APPS POWER AUTOMATE**

Process slightly defined

Maybe Software can fix the problem.





**AGC**  
THE CONSTRUCTION  
ASSOCIATION







## User Interface



## Logic



## Storage







**AGC**  
THE CONSTRUCTION  
ASSOCIATION

# EMPLOYEE DIRECTORY

TELL ME ABOUT OUR PEOPLE








**AGC**  
THE CONSTRUCTION  
ASSOCIATION



WHO ARE YOU  
WHAT DO YOU DO HERE



**AGC**  
THE CONSTRUCTION  
ASSOCIATION



## Faces

Had to show the  
Professional Headshot  
of the KAI employee



## Contact Information

Needs the email and  
phone for the person



## Updated Regularly

Employee Onboard / Offboard  
and Professional Headshots are  
updated



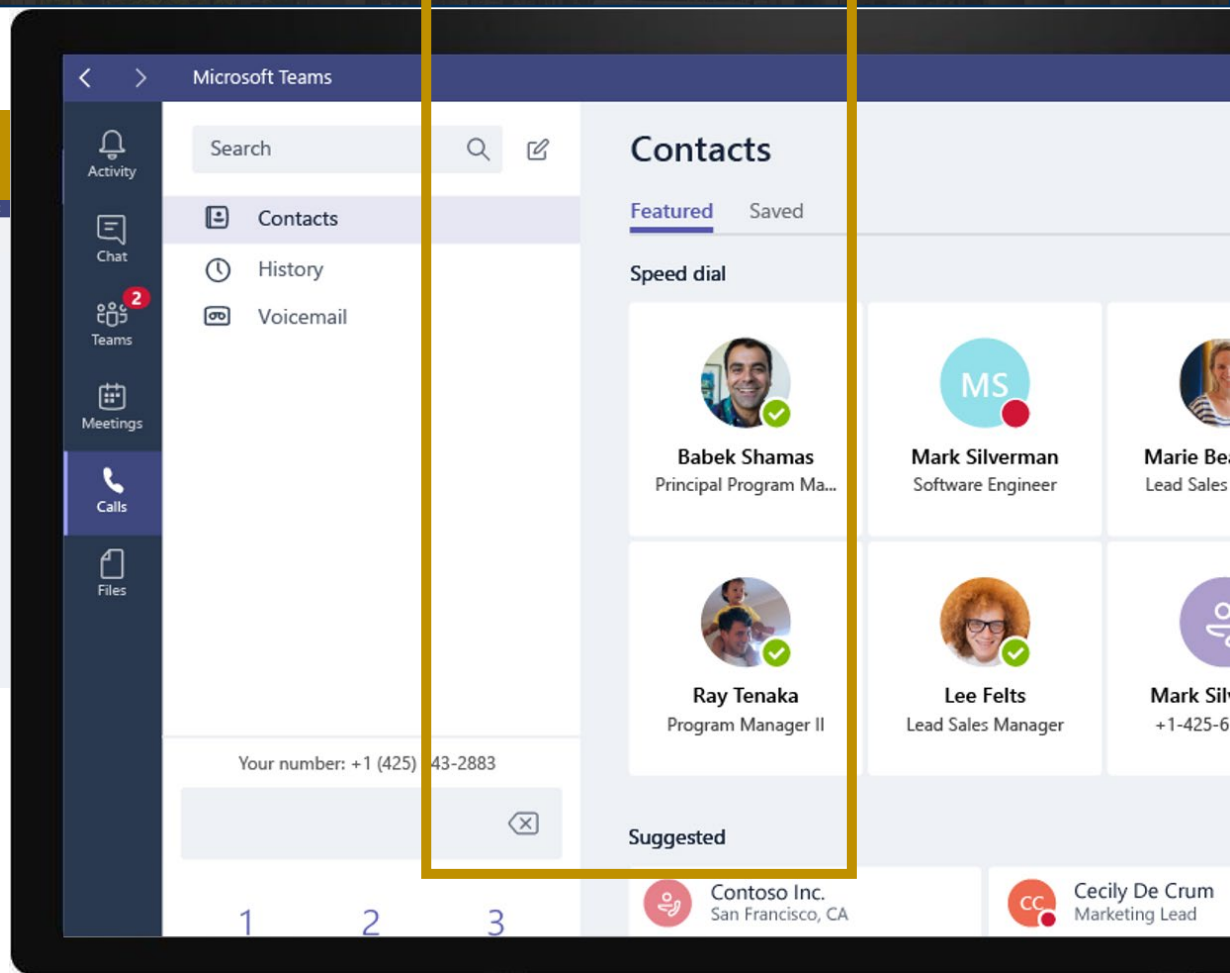
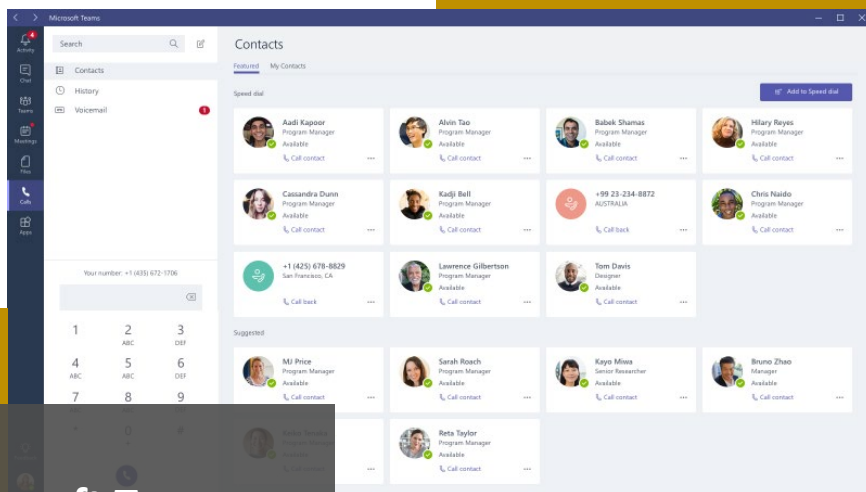


**AGC**  
THE CONSTRUCTION  
ASSOCIATION



## Microsoft Teams

Rich Contact page  
already available







## User Interface

The User Interface section is represented by a yellow rectangular area. It contains several logos: the Microsoft logo (four colored squares with 'S', 'F', 'O', 'T'), the Ironclad logo (a stylized 'I' and 'C' followed by the word 'Ironclad'), and a person icon. The background of this section has a subtle pattern of overlapping squares.

## Logic

The Logic section is represented by a light blue rectangular area. It contains two icons: a large blue arrow pointing right, and a smaller circular icon with a refresh symbol (a circular arrow with a checkmark). The background of this section has a subtle pattern of overlapping squares.

## Storage

The Storage section is represented by a green rectangular area. It contains two logos: the Microsoft logo (four colored squares with 'S'), and the OneDrive logo (a green circular icon with a white 'O'). The background of this section has a subtle pattern of overlapping squares.



Cameron Welch  
KAI Build  
Senior Project Manager







SharePoint

# KAI SharePoint Hub Site

Hub Site Home KAI Enterprises KAI Design KAI Engineering KAI Build

+ Add new item Exit grid view Undo Share Export Forms Automate Integrate

## Employee Directory

Name	Profile picture	Job Title	Company
Aditi Sridhar, Assoc. AIA		Design Manager	KAI Design
Alan Wright		Project Superintendent	KAI Build
Aleksandar Milenkov, PE, LEED AP		Principal - Engineering	KAI Engineering
Alexander Spears III, ADDA		VDC & BIM Manager	KAI 360 CS
Alperen Ari		Construction Coordinator	KAI 360 CS
Alyssa Burden		Project Controls	KAI Design

Manage access

All Items Gallery

- List
- Compact list
- Autofit height
- Format current view
- Edit current view
- Save view as
- Set current view as default
- Rename view
- Delete view
- Add or remove fields





**AGC**  
THE CONSTRUCTION  
ASSOCIATION

**DEMO**





**Cameron Welch**  
KAI Build  
Senior Project Manager





**AGC**  
THE CONSTRUCTION  
ASSOCIATION

#SOPROUD







**AGC**  
THE CONSTRUCTION  
ASSOCIATION

# PREBOARDING APPLICATION


KAI PREPARES FOR  
A NEW HIRE







**AGC**  
THE CONSTRUCTION  
ASSOCIATION



## Organized

Get all departments on  
the same page



## Strictly Necessary

Does not require the end  
user to spend time



## Notifications

Alert everyone as things change





## User Interface



 Ironclad



## Logic



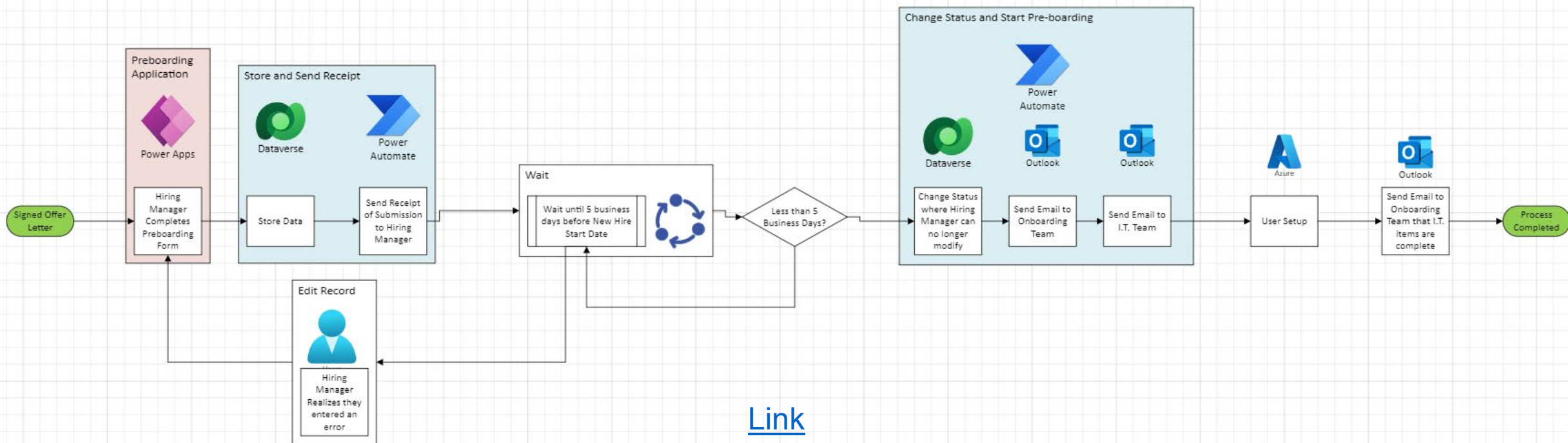
## Storage







**AGC**  
THE CONSTRUCTION  
ASSOCIATION







**AGC**  
THE CONSTRUCTION  
ASSOCIATION

[DEMO](#) - Apps

[DEMO](#) - Auto








## User Interface



## Logic



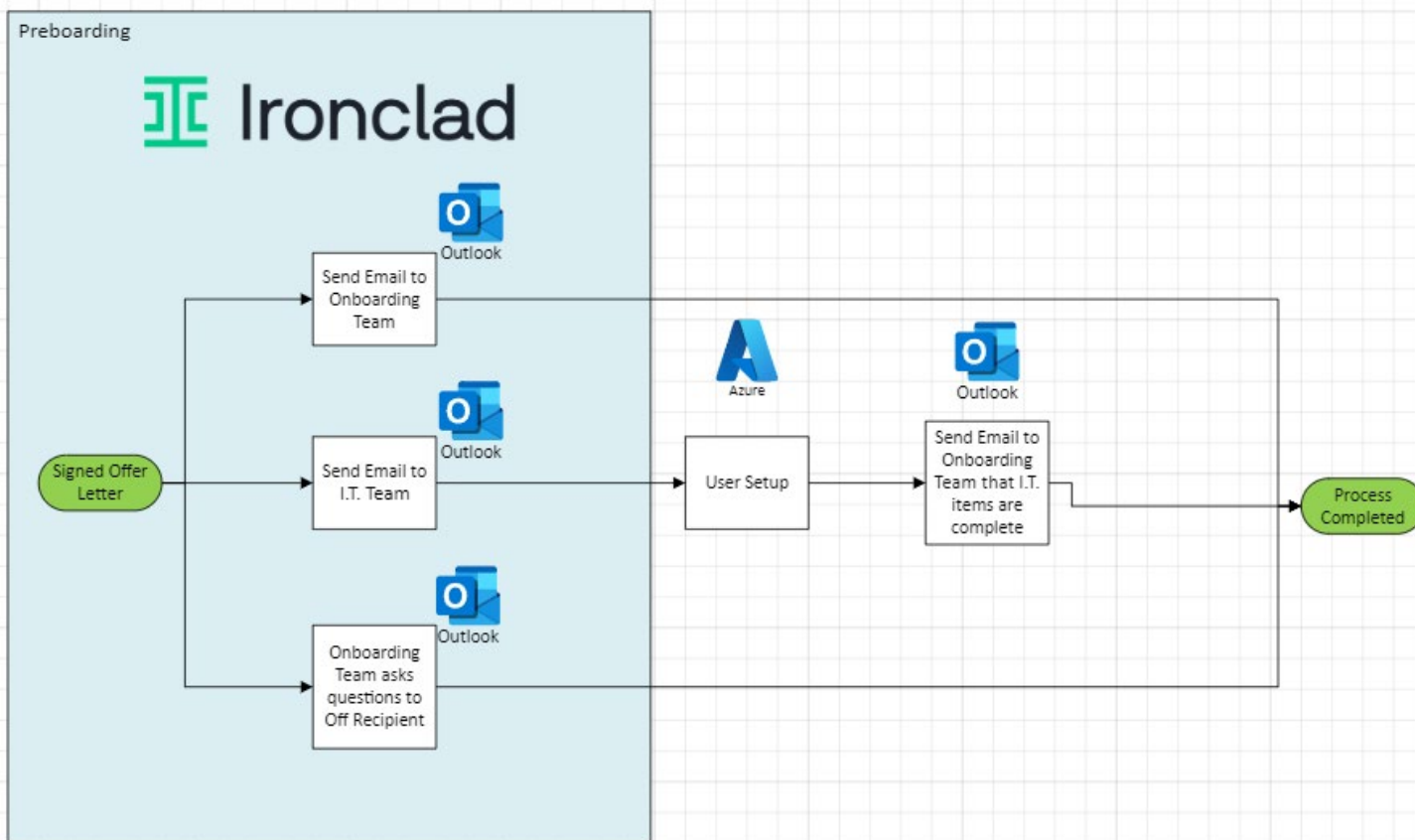
## Storage







**AGC**  
THE CONSTRUCTION  
ASSOCIATION



[LINK](#)





**AGC**  
THE CONSTRUCTION  
ASSOCIATION



Don't look at it as you wasted your  
time

Look at it as you learned so much  
more



**AGC**  
THE CONSTRUCTION  
ASSOCIATION

# OFFBOARDING APPLICATION


KAI PREPARES FOR  
A DEPARTURE OF AN EMPLOYEE







**AGC**  
THE CONSTRUCTION  
ASSOCIATION



## Simple

Can not take long to complete this process



## Who to Inform

Inform I.T. the email for the person that receives the forwarded email



## Date Access is Terminated

Provide I.T. with the date to terminate access for the user





## User Interface



## Logic



## Storage







**AGC**  
THE CONSTRUCTION  
ASSOCIATION

**DEMO - App**

**DEMO - Auto**







**AGC**  
THE CONSTRUCTION  
ASSOCIATION

# EMPLOYEE REFERRAL


KAI EMPLOYEE WANTS OTHERS  
TO WORK HERE







**AGC**  
THE CONSTRUCTION  
ASSOCIATION



## Simple

Can not take long to  
complete this process



## Approval

Confirm approval from  
Leadership that they want  
to accept this referral



## Bonus

Send reminders to Payroll that  
Bonuses need to be paid out





## User Interface



 Ironclad



## Logic



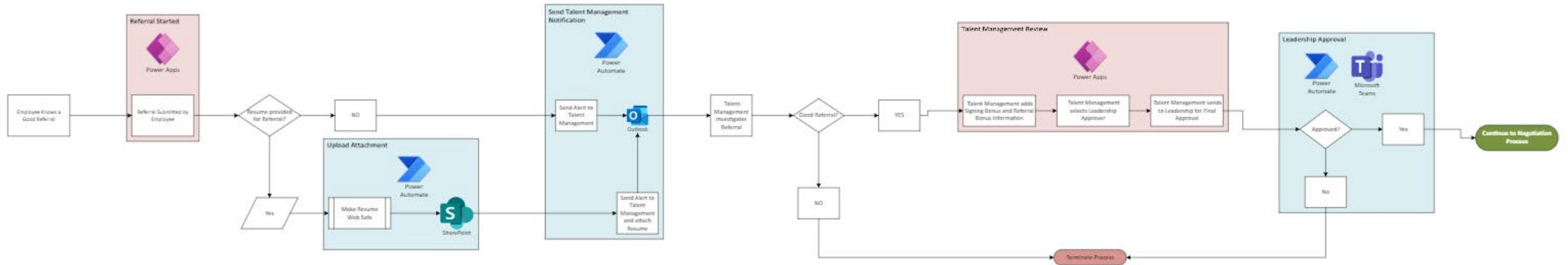
## Storage







**AGC**  
THE CONSTRUCTION  
ASSOCIATION



[Link](#)



# AGC



## Employee Referral

+ New Referral

### My Referrals

Micah Gray  
■ Pending Director Approval

Kellan Mosher2  
■ Approved

Dumb Name  
■ Pending Director Approval

Dumber Name  
■ Submitted

Final Test, Jr.  
■ Pending Director Approval

Test Name Full Stop  
■ Approved

Bestest Test  
■ Submitted

Bestest Test  
■ Submitted

\* Candidate Name

\* Relationship to Employee

#### Add Attachments

There is no file.

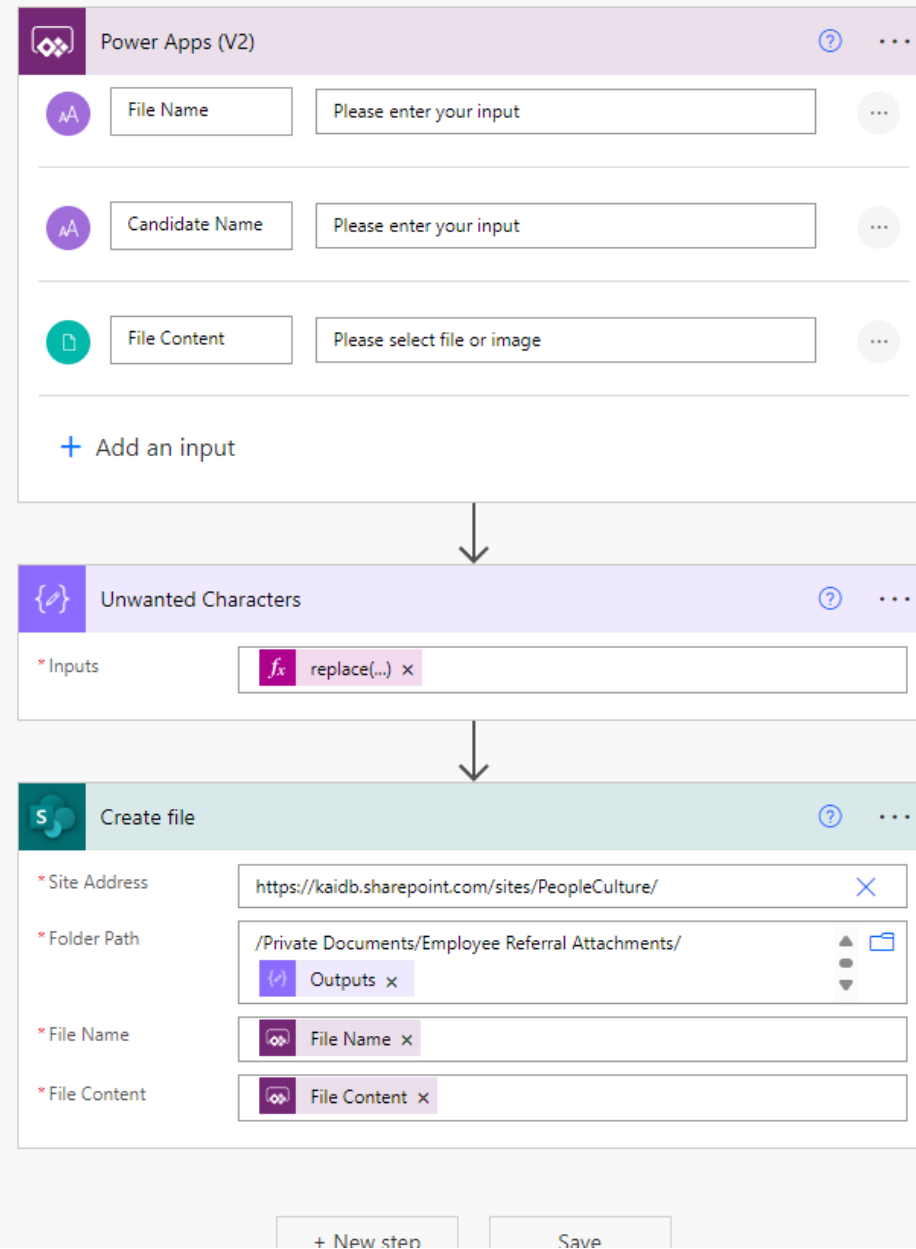
📎 Upload file

I understand if the candidate I referred is hired as a result of my referral, I will receive a referral bonus after the candidate completes their probationary period and the candidate is still in an active employment status.

⬅️ Cancel Editing

💾 Submit Referral







**AGC**  
THE CONSTRUCTION  
ASSOCIATION

Upload Attachment

**DEMO**







**AGC**  
THE CONSTRUCTION  
ASSOCIATION

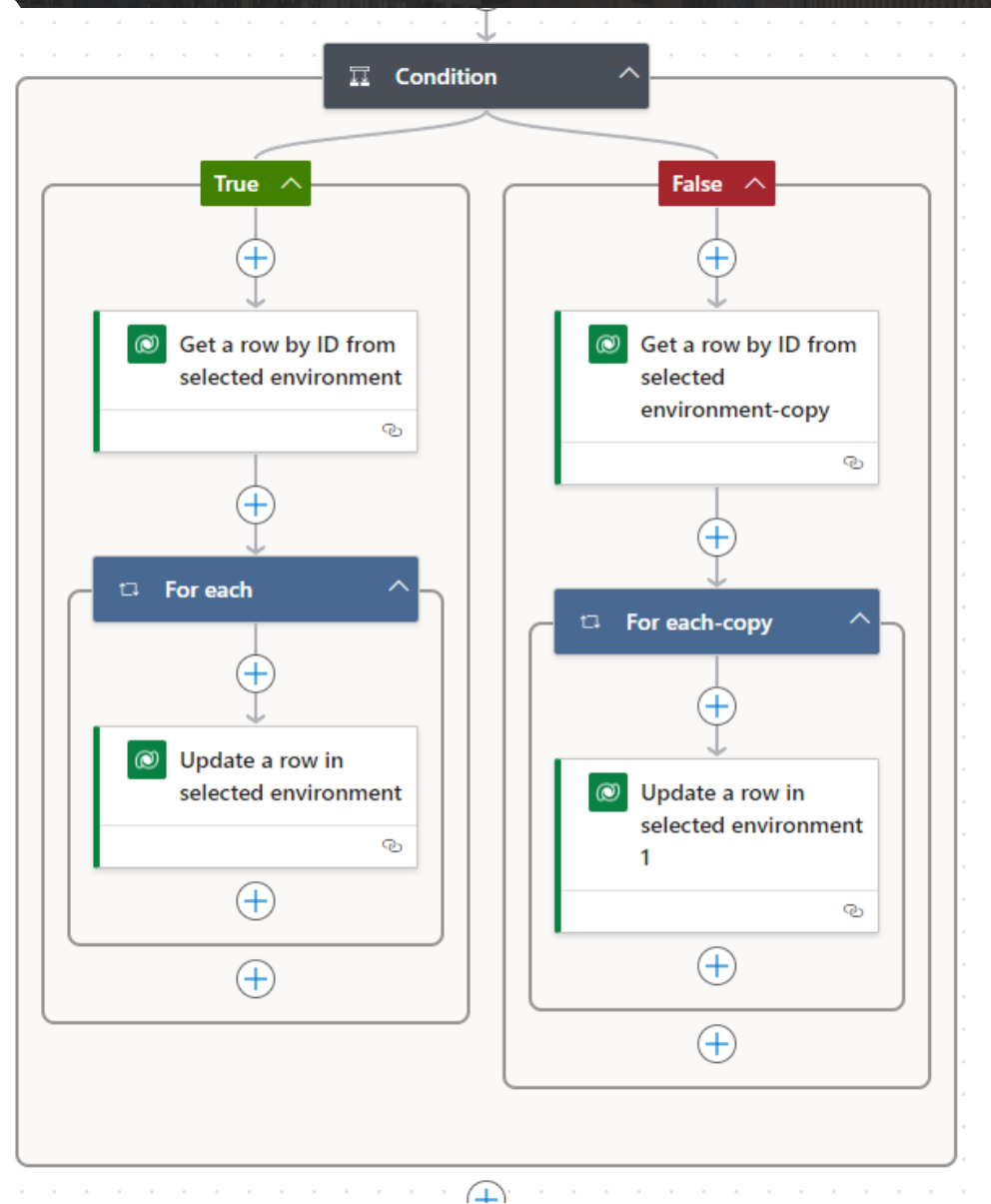
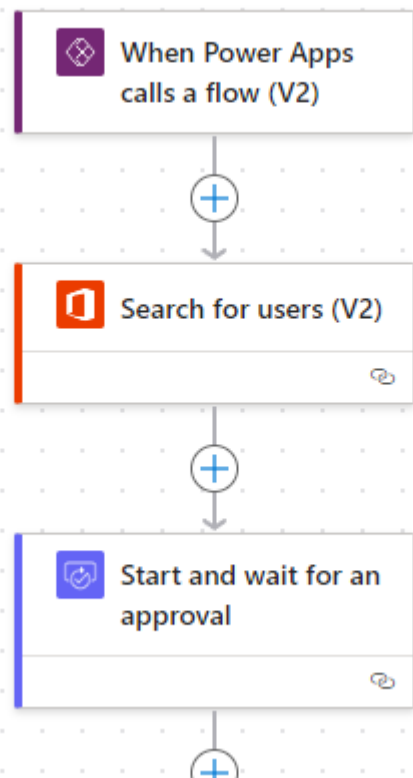
Talent Management  
Approval

**DEMO**





AGC  
THE CONSTRUCTION  
ASSOCIATION







**AGC**  
THE CONSTRUCTION  
ASSOCIATION

# PROJECT FOLDER CREATION

KAI DESIRES STRUCTURED  
PROJECT FOLDERS





**AGC**  
THE CONSTRUCTION  
ASSOCIATION



## Consistent

Can not take long to  
complete this process



## Flexible

Users want to include the  
Project Name in the folder  
name



## Reliable

Mission critical tasks





## User Interface



 Ironclad



## Logic



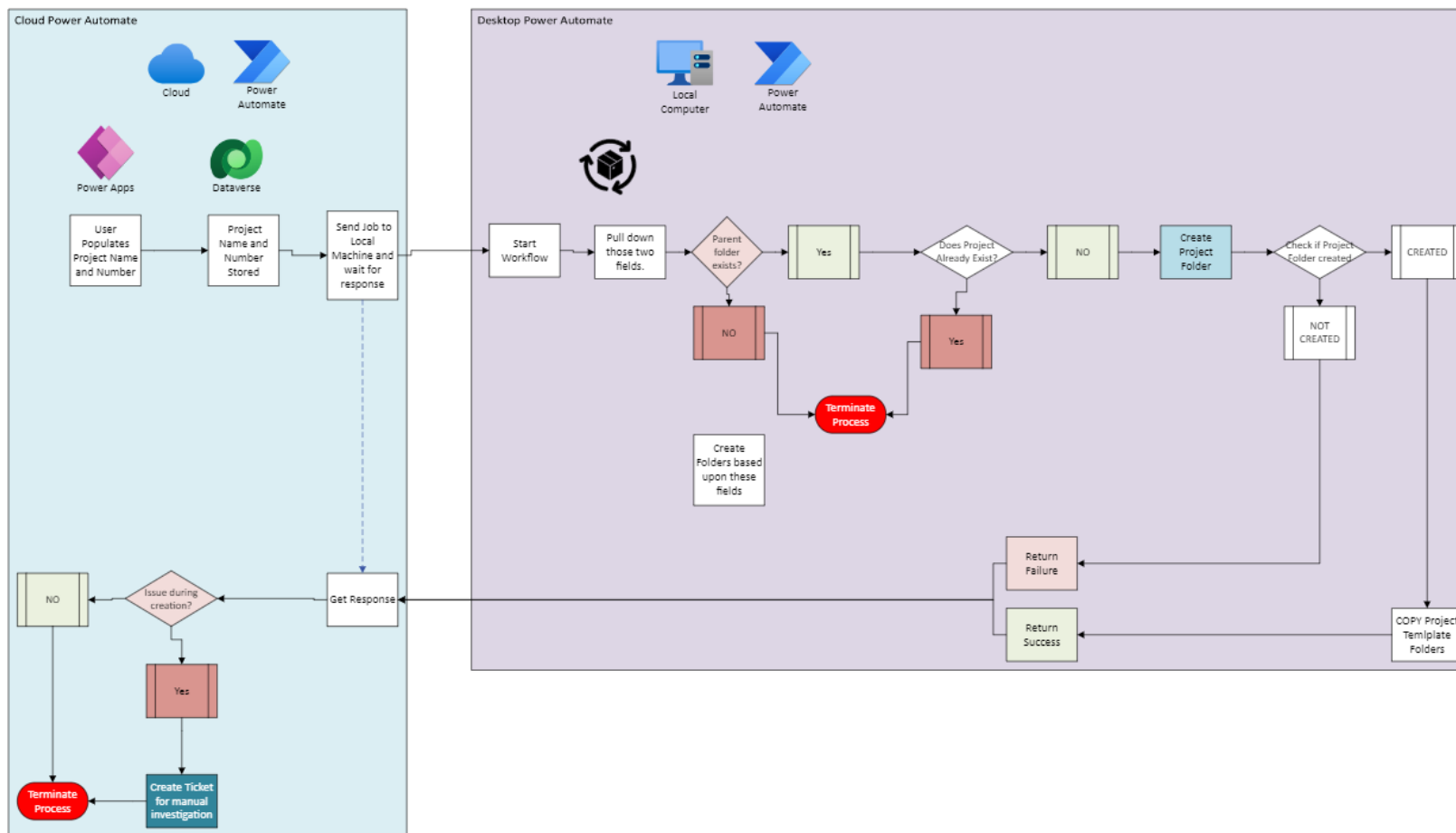
## Storage







**AGC**  
THE CONSTRUCTION  
ASSOCIATION



[LINK](#)





+ New Project

Projects

value here  
35-45856  
Submitted

Select either an existing Project Request to the left to cancel/edit the Project Request or select New Project to add a new Project Request.



**AGC**  
THE CONSTRUCTION



**Project Start-up**

+ New Project

Projects

value here  
35-45856  
Submitted

\* Project Number

35-28254-00



The Project Number format you typed is not valid. The correct format should be 12-01234 or 35-01234-00. This checks for the proper use of the hyphens.

\* Project Name (40 Character Maximum)

\* Create Shared Mailbox



Server Name

35-28254-\_\_



Cancel Editing



Submit record





AGC

THE CONSTRUCTION



Project Start-up

+ New Project

Projects

value here  
35-45856  
Submitted

\* Project Number

35-35254-00



\* Project Name (40 Character Maximum)

Test Project Name Here and shows somethi



\* Create Shared Mailbox

Yes



Server Name

35-35254-00\_Test Project Name Here and shows somethi

Shared Mailbox Address

35-35254-00@kai-db.com

Shared Mailbox Name

z35-35254-00



Cancel Editing



Submit record



**AGC**  
THE CONSTRUCTION  
ASSOCIATION

- 15-21007-01 St. Louis Community College- Center for Nursing and Health Sciences 8/7
- 15-21007-01 St. Louis Community College- Center for Nursing and Health Sciences (AT RISK \$50K) 3/1
- 

Back

Insert

Border

Background color

Settings

Editing

OnSelect

= fx

Tree view

Search

App

Screen1

```
NewForm(Form_Offboarding);
UpdateContext({newMode: true, editMode:false, deleteMode:false, viewMode:false, itemSelected:true, selectedRecord:Blank(), splashVisible:true, submitSplashVisible:false});
ResetForm(Form_Offboarding);
UpdateContext({
  validation: {
    ProjectNumber: false,
    ProjectName: false,
    SharedMailbox: false,
    ProjectNumberTouched:false
  }
});
```

Back

Insert

Add data

Settings

OnChange

= fx

Tree view

Search

App

```
UpdateContext({validation: Patch(validation,
{
  ProjectNumberTouched:true,
  ProjectNumber:Or(
    IsMatch(DataCardValue1.Value, "(\\d{2}-\\d{5}.\\d{2})"),
    IsMatch(DataCardValue1.Value, "(\\d{2}-\\d{5})")
  )
});
```



# Welcome to Power Automate, KAI IT Support

With Power Automate, you can automate all mundane tasks and focus your attention where it's needed most. Learn how to build automations that will free up your valuable time.

[Watch a 1 minute video](#)

## Begin your automation journey

Get familiar with Power Automate and begin your automation journey.



### Get started tour

Get a tour on Power Automate for desktop and access all features available to elevate your experience.

[Start tour](#)

### Build desktop flows

Drag and drop actions to perform the steps of your automation and form a flow.

[+ New flow](#)

## Start with an example [See all](#)

Base your automations on ready-made flows. Get ideas on what to automate in the major automation categories.



### Excel Automation

Extracting and storing data into excel and manipulating cells and spreadsheets.

[5 examples](#)

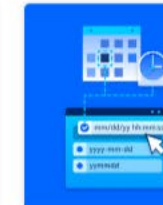
### Web Automation

Automate interaction with web applications and handling web data.

[3 examples](#)

### Desktop Automation

Automate interacting with desktop applications on your windows device.

[11 examples](#)

### Datetime Handling

Handle, manage and convert datetime values.

[6 examples](#)



**AGC**  
THE CONSTRUCTION  
ASSOCIATION

1 **Get current date and time**  
Retrieve the current datetime and store it into `CurrentDateTime`

2 `Set the Year Value to something non-existent and then check for it. This allows us to capture a failure and return that failure.`

3 {x} **Set variable**  
Assign to variable `YearRequested` the value `2099`

4 **Get subtext**  
Get subtext of `ProjectNumber` starting at character `3` with length `2` and store it into `Subtext`

5 **Create new data table**  
Create a new data table and store it into `DataTable`

6 **Pad text**  
Pad `Left` the text `Subtext` using `20` and store it into `YearRequested`

7 {x} **Set variable**  
Assign to variable `ParentFolder_Server1` the value `"\\kai-dfs01\"`

8 {x} **Set variable**  
Assign to variable `ParentFolder_Server2` the value `"\\kai-dfs02\"`

9 {x} **Set variable**  
Assign to variable `ParentFolderExists` the value `'false'`

10 **For each** `CurrentItem` in `DataTable`

11 {x} **Set variable**  
Assign to variable `temp` the value `ParentFolder_Server1` `YearRequested` `"\`

12 **If** `CurrentItem [0] = temp` then

13 {x} **Set variable**  
Assign to variable `ParentFolderExists` the value `CurrentItem`

14 **Else if** `CurrentItem [0] = ParentFolder_Server2` `YearRequested` then

15 {x} **Set variable**  
Assign to variable `ParentFolderExists` the value `CurrentItem`

17 **End**

18 **If** `ParentFolderExists = 'false'` then

19 **Stop flow** `'Parent Folder does not exist. The Parent Folder on the DFS needs to be created first.'`

20 **End**

21 {x} **Set variable**  
Assign to variable `ProjectFolder` the value `ParentFolderExists` `ProjectNumber` `'_'` `ProjectName` `'\"`

22 **If folder exists**  
If folder `ProjectFolder` exists

23 **Stop flow** `'Project Folder requested already exists on the server'`

24 **End**

25 **Create folder**  
Create folder `ProjectNumber` `'_'` `ProjectName` into `ParentFolderExists [0]`

26 **If folder exists**  
If folder `ProjectFolder` doesn't exist

27 **Stop flow** `'Project Folder failed to be created on the server'`

28 **End**

29 **Get subfolders in folder**  
Retrieve the subfolders in folder `"\\kai-dfs02\\NewProjectFolder\"` that match `"*"` and store them into `Folders`

30 **For each** `CurrentItem2` in `Folders`

31 **Copy folder**  
Copy the folder `CurrentItem2` into `ProjectFolder` and store it into `CopiedFolder`

32 **End**





**AGC**  
THE CONSTRUCTION  
ASSOCIATION

User required to enter the  
information into a Web  
App

I don't have control to do  
my work.



Consistency everywhere

Remove root access to the Projects folder

Remove issues later with file path being too long



# Automating Shared Mailbox Creation in Exchange Online using Power Automate and Azure Automation



Mittal Saurabh · [Follow](#)

9 min read · Aug 15, 2021



5



1



## Introduction

Exchange online administrators today are looking for new ways to automate routine tasks for managing their M365 subscription and provider users more options to self service , provide service at a click to cater their request automatically .

In this article i intend to demonstrate how admin's can leverage M365 services to automate business process /IT processes using below services

Azure Automation





**AGC**  
THE CONSTRUCTION  
ASSOCIATION

# MICROSOFT TEAMS CREATION RESTRICTION

CLEANING UP OLD PROBLEMS





**AGC**  
THE CONSTRUCTION  
ASSOCIATION



### Consistent

Teams / SharePoint  
should have a consistent  
name



### Flexible

Allow the user to input  
some information about  
the Team



### Notifications

Keep everyone up-to-date with  
the status on the approval





## User Interface



## Logic



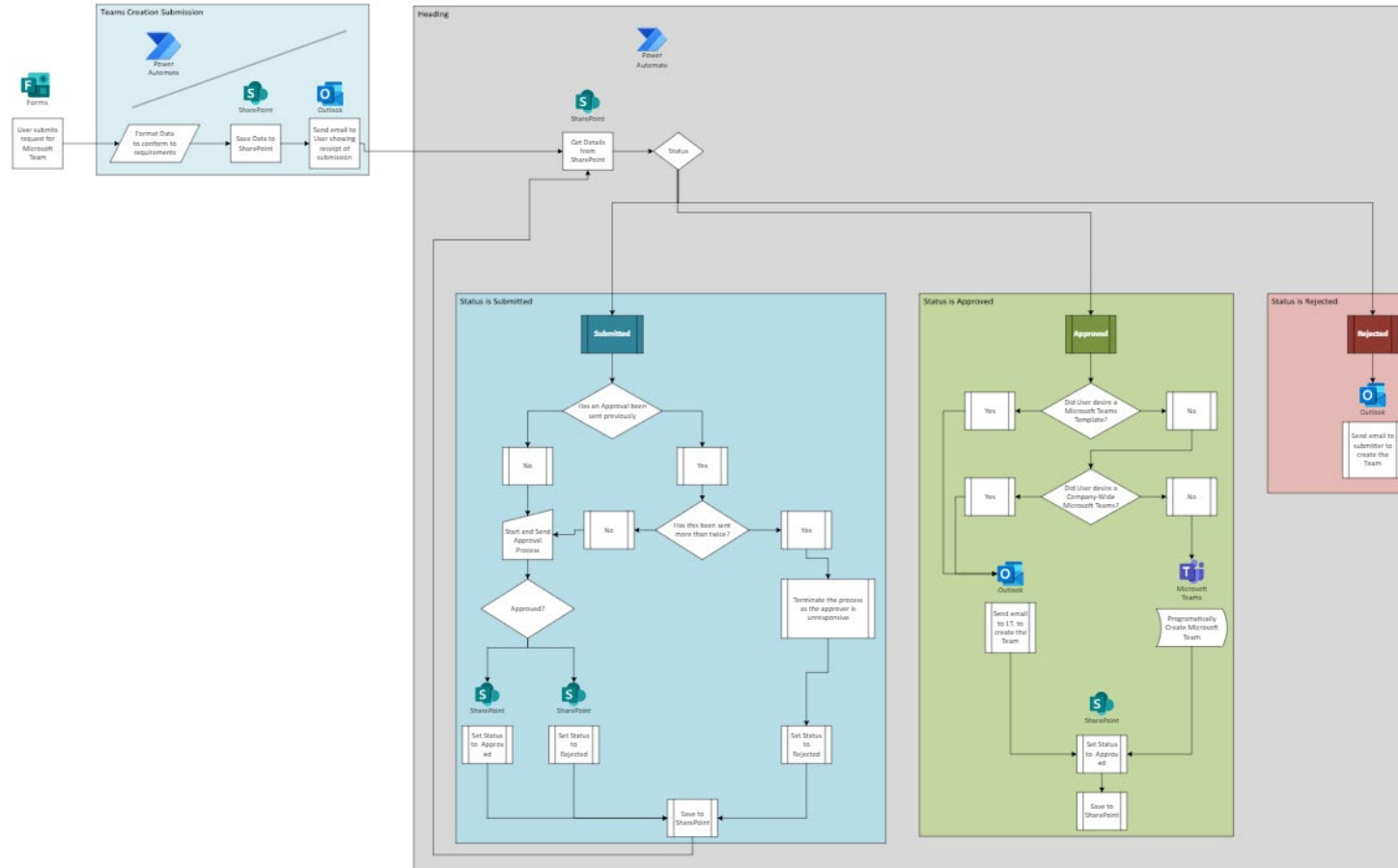
## Storage







**AGC**  
THE CONSTRUCTION  
ASSOCIATION



[LINK](#)





**AGC**  
THE CONSTRUCTION  
ASSOCIATION



**Stage 1**

**Stage 2**





**AGC**  
THE CONSTRUCTION  
ASSOCIATION







**AGC**  
THE CONSTRUCTION  
ASSOCIATION

# BEST. PRACTICES.

## POWER APPS POWER AUTOMATE

Learn what to look out for

Software can be difficult



**AGC**  
THE CONSTRUCTION  
ASSOCIATION

**#01**

Not Everything Should be  
Automated







**AGC**  
THE CONSTRUCTION  
ASSOCIATION

#02

Overlay Automation  
w/ Existing Process







# #03

Learn Power Automate  
/ Flow





**AGC**  
THE CONSTRUCTION  
ASSOCIATION

#04

Move Fast  
Break Things







**AGC**  
THE CONSTRUCTION  
ASSOCIATION



# #05

Imperfect Works

A job that is messy and done is better  
than a job not started





# #06

Use Variables Frequently

Access to data in Power Automate  
is hard

Allows for easy transition of data  
sources in Power Apps





**AGC**  
THE CONSTRUCTION  
ASSOCIATION

#07

Never Get Angry  
(At Other People)







**AGC**  
THE CONSTRUCTION  
ASSOCIATION

**DOWN.  
SIDES.**

**POWER APPS  
POWER AUTOMATE**

Pitfalls exist

Know before you start



**AGC**  
THE CONSTRUCTION  
ASSOCIATION

What are those  
pitfalls?







**AGC**  
THE CONSTRUCTION  
ASSOCIATION

Setup and  
Maintenance

Create // Research // Test

Weeks of Investment

Difficulty of Software





**AGC**  
THE CONSTRUCTION  
ASSOCIATION

It's Only You

Find the time for maintenance

Difficult to Document

Remember Process







**AGC**  
THE CONSTRUCTION  
ASSOCIATION

**UP.  
SIDES.**

# POWER APPS POWER AUTOMATE

Progress // Perfection

End on a high note!



Learn Power Automate  
/ Flow

Customization

Flexibility





**AGC**  
THE CONSTRUCTION  
ASSOCIATION

[< Back](#)



### What information do you need from the Talent Acquisition?

Create a form for the Talent Acquisition to fill out information about the new hires.

T    ≡    ✓    123    ▼    ≡    📅    ≡    .12    🔗    📄    📎

Hiring Manager \*

Select Hiring Manager ▼

Employee First Name

John

Employee Last Name

Doe

Company Name

Select Company Name ▼

Job Title \*

Select Job Title ▼

Date of joining \*

DD-MM-YYYY

Department

Select Department ▼

Location \*

Select Location ▼

The next questions ask where the employee is located and this tells I.T. where to send/setup equipment.

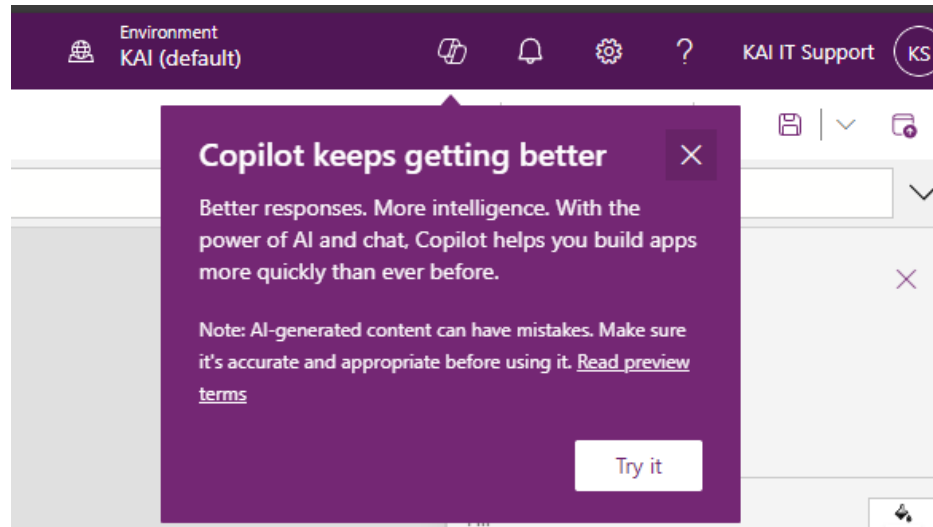
Job Title \*

Select Job Title ▼

Customization?



**AGC**  
THE CONSTRUCTION  
ASSOCIATION







**AGC**  
THE CONSTRUCTION  
ASSOCIATION

# SUM. MARY.

## POWER APPS POWER AUTOMATE

Process slightly defined

Maybe Software can fix the problem.



**AGC**  
THE CONSTRUCTION  
ASSOCIATION

---

## #01 THE INTRO

PowerApps / Power Automate  
Licensing

---

## #02 EXAMPLES

Company Directory      Project Creation  
Preboarding App      Employee Referral  
Offboarding App

---

## BEST #03 PRACTICES

Follow These  
Move Forward

---

## #04 PROS / CONS

Plus  
Minus







# THANKS!

Do you have any questions?

[micah.gray@kai-db.com](mailto:micah.gray@kai-db.com)

[kai-db.com](http://kai-db.com)

Can't find It? Make It!  
Building PowerApps for  
your Business to  
Improve Process